

Scaled data based on original data using  
LM-79-08 Approved Method: Electrical and Photometric Measurements of Solid-  
State Lighting Products

Test Report Prepared for  
Cooper Lighting Solutions  
(formerly Eaton)

Brand: McGRAW-EDISON

Report Number: P594430

Luminaire Tested: **ISC-PA1F-830-U-T3**

Issue Date: 3/22/2022

**Test Information**

Test Method: LM-79-08  
Report Number: P594430  
TEST IS SCALED FROM IESNA LM-79-08 TEST DATA (G1-2201-510-10)  
Test Lab: INNOVATION CENTER  
Issue Date: 3/22/2022  
Manufacturer: COOPER LIGHTING SOLUTIONS (FORMERLY EATON)  
Product Line: McGRAW-EDISON  
Catalog Number: ISC-PA1F-830-U-T3  
Description: IMPACT ELITE LED CYLINDER LUMINAIRE  
(1) 80 CRI, 3000K, 1200mA LIGHT ENGINE WITH 24 LEDS AND TYPE III OPTICS  
Light Source: -  
Ballast/Driver: ELECTRONIC DRIVER

**Summary**

Lumens per Lamp: N/A  
Luminaire Lumens: 9113 lumens  
Efficiency: N/A  
Efficacy: 96.5 lumens/watt  
Luminous Opening: Rectangular (W 0.75' x L: 0.5' x H: 0')  
IES Classification: Type IV - Medium  
BUG Rating: B2 - U0 - G3

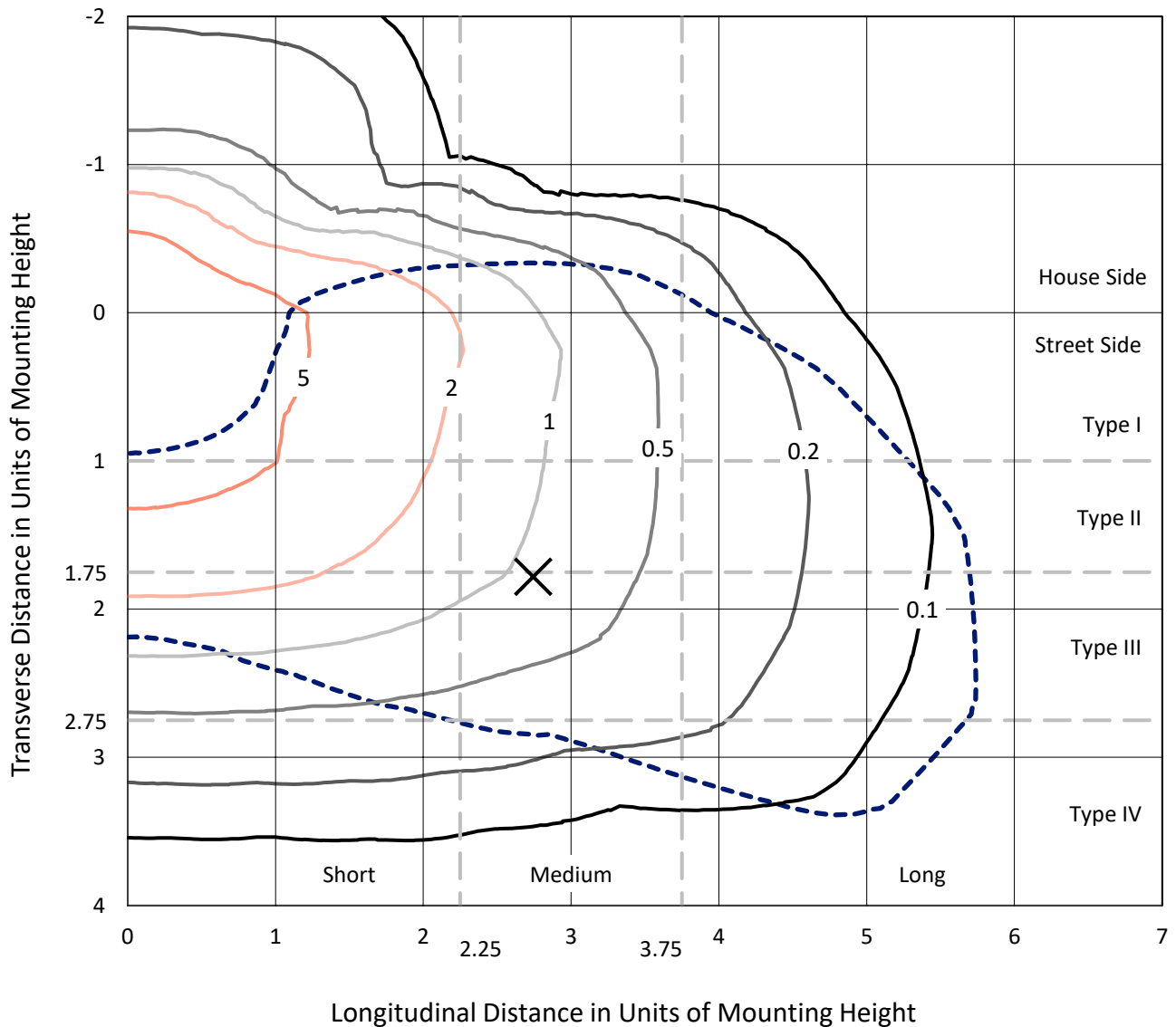
Input Watts (W): 94.4  
Input Voltage (V): NR  
Input Current (Ain): NR  
Voltage Rise (V): NR  
Power Factor: NR  
Total Harmonic Distortion (THDi): NR  
Frequency (hertz): 60  
Stabilization Time: NR  
Operation Time: NR  
Ambient Temperature (°C): NR  
Test Distance: 28.75 FT



REPORT NUMBER: P594430  
 CATALOG NUMBER: ISC-PA1F-830-U-T3

### Iso-Footcandle Lines of Horizontal Illumination

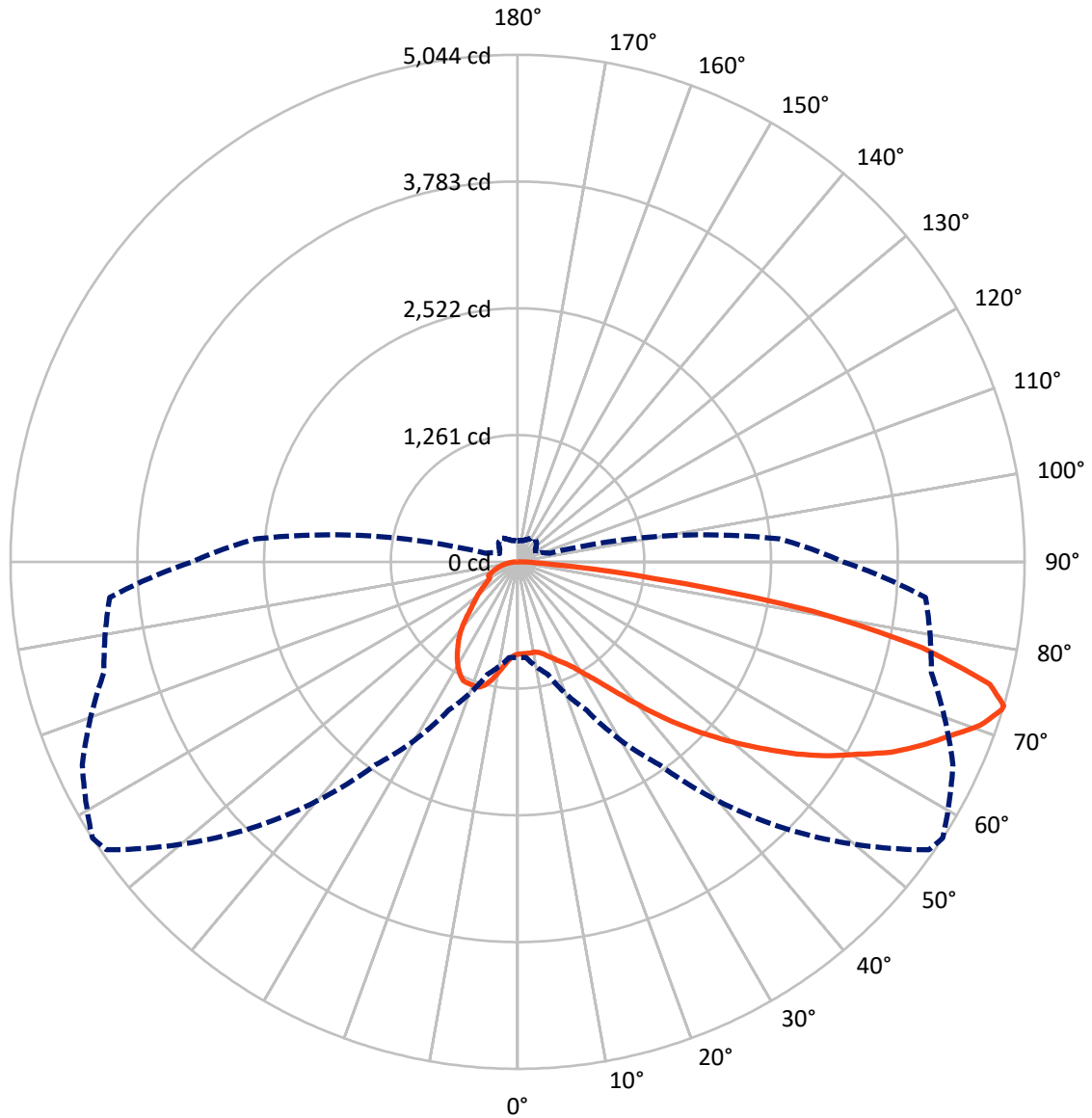
× Max cd  
 - - - 1/2 Max cd



Based on 12 foot mounting height. Maximum calculated value = 7.8 fc  
 Type IV - Medium - N/A

REPORT NUMBER: P594430  
CATALOG NUMBER: ISC-PA1F-830-U-T3

### Luminous Intensity Polar Plot



— Vertical Plane Through 57-Deg Lateral      - - - Horizontal Cone Through 73-Deg Vertical

REPORT NUMBER: P594430  
 CATALOG NUMBER: ISC-PA1F-830-U-T3

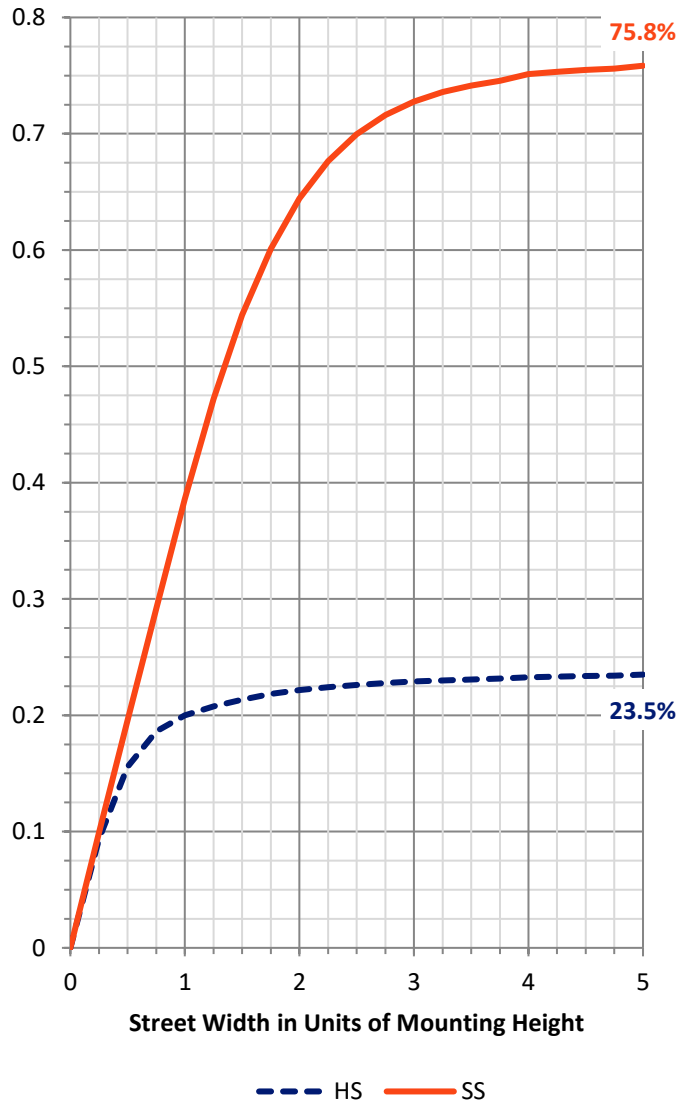
**FLUX DISTRIBUTION:**

		Downward	Upward	Total
<b>House Side</b>	Lumens	2174.0	0.0	2174.0
	% Fixture	23.9	0.0	23.9
<b>Street Side</b>	Lumens	6939.0	0.0	6939.0
	% Fixture	76.1	0.0	76.1
<b>Total</b>	Lumens	9113.0	0.0	9113.0
	% Fixture	100.0	0.0	100.0

**ZONAL LUMENS:**

Zone	Lumens	% Fixture
0°-10°	91.6	1.0
10°-20°	301.5	3.3
20°-30°	556.6	6.1
30°-40°	859.4	9.4
40°-50°	1293.6	14.2
50°-60°	1893.3	20.8
60°-70°	2235.8	24.5
70°-80°	1600.7	17.6
80°-90°	280.5	3.1
90°-100°	0.0	0.0
100°-110°	0.0	0.0
110°-120°	0.0	0.0
120°-130°	0.0	0.0
130°-140°	0.0	0.0
140°-150°	0.0	0.0
150°-160°	0.0	0.0
160°-170°	0.0	0.0
170°-180°	0.0	0.0
0°-90°	9113.0	100.0
0°-180°	9113.0	100.0

**Coefficient of Utilization**

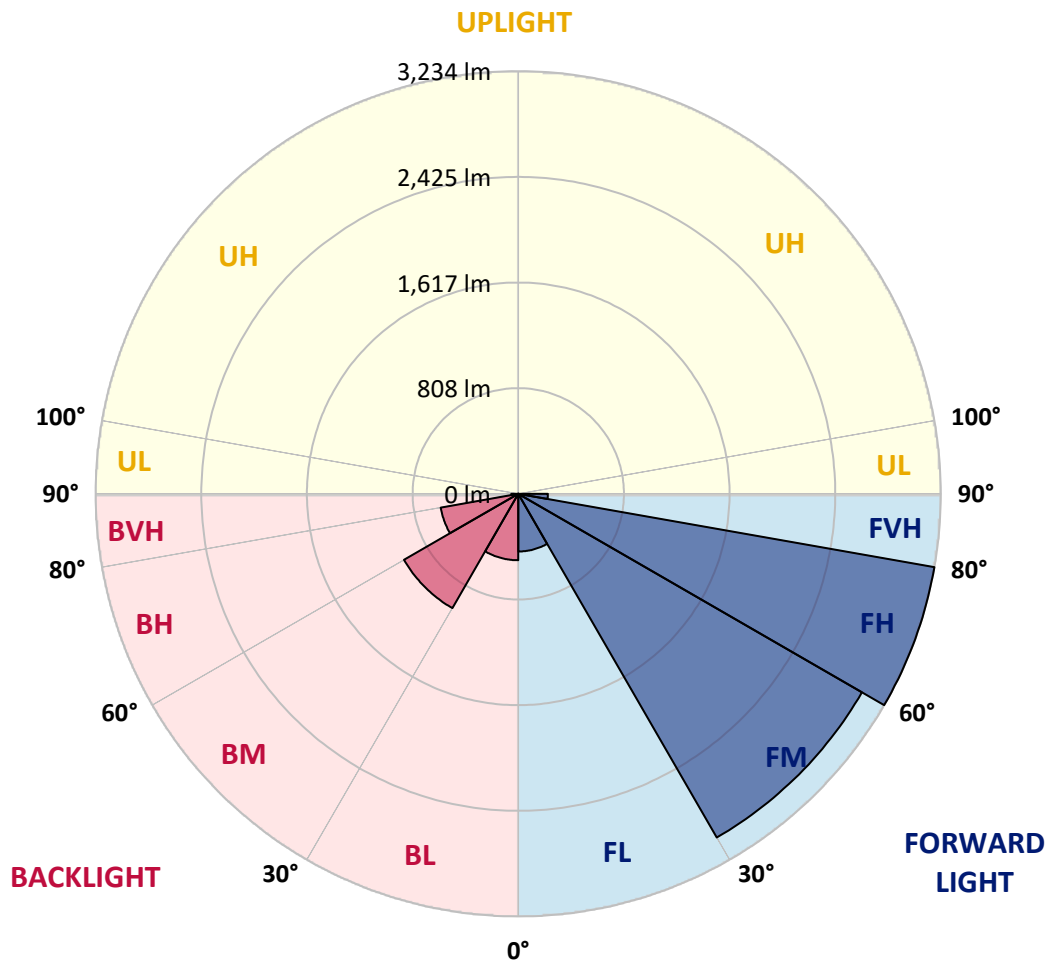


REPORT NUMBER: P594430  
 CATALOG NUMBER: ISC-PA1F-830-U-T3

**LUMINAIRE CLASSIFICATION SYSTEM LUMEN TABLE AND BUG RATING:**

Zone	Lumens	% Fixture	Zone Rating/Lumen Limit		
			B	U	G
FL (0°-30°)	441.6	4.8			
FM (30°-60°)	3036.7	33.3			
FH (60°-80°)	3233.8	35.5			G2/5000
FVH (80°-90°)	226.9	2.5			G3/500
BL (0°-30°)	508.1	5.6	B2/1000		
BM (30°-60°)	1009.6	11.1	B2/2500		
BH (60°-80°)	602.8	6.6	B2/1000		G2/1000
BVH (80°-90°)	53.6	0.6			G1/100
UL (90°-100°)	0.0	0.0		U0/0	
UH (100°-180°)	0.0	0.0		U0/0	

**BUG Rating: B2-U0-G3**  
 Type IV Medium





REPORT NUMBER: P594430

CATALOG NUMBER: ISC-PA1F-830-U-T3

**CANDELA DISTRIBUTION (FULL):**

	0°	5°	15°	25°	35°	45°	55°	57°	65°	75°	85°
0°	918.1	918.1	918.1	918.1	918.1	918.1	918.1	918.1	918.1	918.1	918.1
2.5°	907.0	911.4	909.2	911.4	918.1	913.7	913.7	915.9	918.1	915.9	920.4
5°	869.0	871.2	875.7	884.6	900.3	904.7	915.9	915.9	920.4	924.8	931.5
7.5°	806.4	810.9	819.8	828.8	855.6	882.4	911.4	915.9	931.5	942.7	947.2
10°	795.3	799.7	802.0	815.4	842.2	869.0	904.7	913.7	942.7	960.6	980.7
12.5°	784.1	788.6	795.3	813.1	846.7	875.7	913.7	922.6	958.3	994.1	1018.7
15°	793.0	795.3	802.0	819.8	853.4	893.6	942.7	949.4	989.6	1034.3	1072.3
17.5°	815.4	817.6	815.4	831.0	862.3	909.2	976.2	987.4	1036.5	1081.2	1119.2
20°	866.8	869.0	860.1	860.1	882.4	929.3	1012.0	1027.6	1087.9	1137.1	1175.0
22.5°	978.5	974.0	951.6	922.6	922.6	960.6	1052.2	1074.5	1150.5	1190.7	1224.2
25°	1137.1	1137.1	1101.3	1047.7	1012.0	1007.5	1099.1	1123.7	1213.0	1262.2	1282.3
27.5°	1329.2	1331.4	1273.3	1201.8	1132.6	1099.1	1166.1	1190.7	1291.2	1342.6	1349.3
30°	1499.0	1501.2	1443.1	1376.1	1291.2	1217.5	1255.5	1282.3	1398.4	1438.6	1416.3
32.5°	1668.7	1671.0	1630.8	1539.2	1449.8	1358.2	1369.4	1385.0	1503.4	1541.4	1505.7
35°	1816.2	1822.9	1782.7	1713.4	1619.6	1536.9	1516.8	1519.1	1626.3	1650.9	1604.0
37.5°	1965.8	1965.8	1941.3	1876.5	1796.1	1704.5	1677.7	1684.4	1780.4	1805.0	1738.0
40°	2155.7	2164.7	2151.3	2070.8	1979.2	1903.3	1876.5	1885.4	1990.4	1977.0	1905.5
42.5°	2385.8	2405.9	2383.6	2296.5	2198.2	2113.3	2113.3	2113.3	2202.6	2204.9	2097.6
45°	2680.7	2680.7	2658.4	2582.4	2452.8	2367.9	2338.9	2345.6	2423.8	2432.7	2307.6
47.5°	2926.4	2948.8	2924.2	2868.3	2765.6	2685.2	2593.6	2582.4	2647.2	2647.2	2540.0
50°	3125.2	3165.5	3145.4	3169.9	3096.2	3056.0	2868.3	2837.1	2859.4	2881.7	2763.4
52.5°	3290.6	3321.8	3315.1	3386.6	3422.4	3444.7	3147.6	3098.4	3116.3	3114.1	3006.8
55°	3301.7	3312.9	3413.4	3574.3	3715.0	3820.0	3429.1	3375.4	3357.6	3348.6	3266.0
57.5°	3236.9	3243.6	3444.7	3634.6	3940.6	4061.3	3694.9	3641.3	3616.7	3585.4	3551.9
60°	3080.6	3114.1	3377.7	3670.3	4074.7	4248.9	3942.9	3887.0	3869.1	3802.1	3878.1
62.5°	2881.7	2897.4	3161.0	3596.6	4092.5	4329.3	4204.2	4170.7	4114.9	4018.8	4168.5
65°	2600.3	2598.0	2830.4	3379.9	4000.9	4369.5	4425.4	4407.5	4338.3	4173.0	4427.6
67.5°	2135.6	2187.0	2414.9	2995.7	3779.8	4409.7	4651.0	4628.7	4519.2	4311.5	4550.5
70°	1628.5	1659.8	1918.9	2419.3	3339.7	4300.3	4872.2	4878.9	4680.0	4340.5	4496.9
72.5°	1038.8	1092.4	1297.9	1762.6	2674.0	3893.7	5004.0	5035.2	4769.4	4300.3	4164.0
73°	951.6	956.1	1157.2	1630.8	2466.2	3748.5	4995.0	5044.2	4778.3	4260.1	4072.4
75°	567.4	592.0	712.6	1083.4	1760.3	3011.3	4753.8	4852.1	4731.4	4081.4	3569.8
77.5°	265.8	283.7	350.7	571.9	958.3	1811.7	3996.5	4112.6	4193.1	3572.0	2720.9
80°	140.7	143.0	172.0	288.2	513.8	746.1	2785.7	2977.8	3091.7	2689.6	1829.6
82.5°	118.4	118.4	134.0	185.4	328.4	290.4	1148.2	1367.2	1675.4	1324.7	719.3
85°	96.1	98.3	134.0	138.5	234.6	149.7	274.8	344.0	650.1	585.3	80.4
87.5°	31.3	35.7	76.0	98.3	125.1	58.1	69.3	76.0	76.0	111.7	26.8
90°	0.0	0.0	0.0	0.0	0.0	0.0	0.0	0.0	0.0	0.0	0.0



REPORT NUMBER: P594430  
 CATALOG NUMBER: ISC-PA1F-830-U-T3

**CANDELA DISTRIBUTION (continued):**

	90°	95°	105°	115°	125°	135°	145°	155°	165°	175°	180°
0°	918.1	918.1	918.1	918.1	918.1	918.1	918.1	918.1	918.1	918.1	918.1
2.5°	922.6	922.6	924.8	927.1	931.5	931.5	936.0	938.2	942.7	944.9	938.2
5°	931.5	936.0	940.5	953.9	969.5	982.9	996.3	1007.5	1018.7	1025.4	1023.1
7.5°	956.1	962.8	980.7	1005.3	1036.5	1056.6	1076.7	1096.9	1105.8	1110.3	1110.3
10°	989.6	1003.0	1036.5	1076.7	1112.5	1143.8	1159.4	1172.8	1177.3	1181.7	1177.3
12.5°	1036.5	1054.4	1105.8	1157.2	1197.4	1213.0	1210.8	1192.9	1168.3	1163.9	1159.4
15°	1096.9	1119.2	1177.3	1237.6	1268.9	1248.8	1197.4	1179.5	1175.0	1188.4	1184.0
17.5°	1148.2	1175.0	1246.5	1309.1	1302.4	1233.1	1217.5	1226.4	1222.0	1224.2	1224.2
20°	1197.4	1235.4	1311.3	1353.8	1295.7	1251.0	1237.6	1226.4	1213.0	1217.5	1213.0
22.5°	1259.9	1286.7	1373.9	1376.1	1286.7	1251.0	1222.0	1199.6	1195.1	1197.4	1199.6
25°	1309.1	1351.5	1427.5	1360.5	1286.7	1215.2	1175.0	1170.6	1172.8	1186.2	1181.7
27.5°	1376.1	1418.5	1469.9	1351.5	1233.1	1157.2	1141.5	1139.3	1123.7	1128.1	1128.1
30°	1438.6	1490.0	1492.3	1351.5	1166.1	1108.0	1085.7	1045.5	1012.0	1018.7	1016.4
32.5°	1523.5	1568.2	1496.7	1297.9	1090.2	1043.2	982.9	920.4	904.7	913.7	915.9
35°	1621.8	1657.6	1501.2	1208.5	1014.2	951.6	842.2	806.4	804.2	810.9	817.6
37.5°	1751.4	1771.5	1534.7	1105.8	940.5	808.7	723.8	714.9	694.7	681.3	683.6
40°	1910.0	1885.4	1599.5	1014.2	853.4	679.1	643.4	618.8	580.8	542.8	549.5
42.5°	2086.5	2017.2	1619.6	940.5	735.0	598.7	565.2	527.2	480.3	440.1	437.8
45°	2276.4	2164.7	1601.7	882.4	616.6	538.4	502.6	458.0	402.1	368.6	368.6
47.5°	2502.0	2305.4	1545.9	835.5	533.9	484.8	440.1	395.4	357.4	326.2	326.2
50°	2749.9	2468.5	1505.7	752.8	475.8	433.4	388.7	353.0	323.9	299.3	299.3
52.5°	3011.3	2622.6	1472.1	632.2	424.4	386.5	355.2	326.2	301.6	270.3	265.8
55°	3277.2	2770.1	1487.8	516.0	377.5	353.0	332.9	303.8	294.9	288.2	283.7
57.5°	3554.2	2930.9	1525.8	422.2	337.3	335.1	326.2	346.3	366.4	353.0	346.3
60°	3770.8	3056.0	1530.2	355.2	312.7	353.0	397.6	404.3	350.7	319.4	317.2
62.5°	3942.9	3174.4	1425.2	308.3	319.4	415.5	424.4	357.4	303.8	290.4	290.4
65°	4032.2	3216.8	1146.0	281.5	332.9	397.6	384.2	321.7	283.7	281.5	281.5
67.5°	3987.5	3183.3	802.0	252.4	294.9	344.0	344.0	294.9	261.4	272.5	268.1
70°	3773.1	3018.0	529.4	227.9	259.1	310.5	319.4	274.8	243.5	250.2	243.5
72.5°	3326.3	2723.1	348.5	201.1	223.4	274.8	297.1	252.4	223.4	221.2	214.5
73°	3239.2	2611.4	328.4	196.6	216.7	265.8	290.4	248.0	218.9	212.2	207.8
75°	2747.7	2178.1	248.0	176.5	192.1	239.0	270.3	232.3	201.1	192.1	187.6
77.5°	2001.6	1510.1	185.4	149.7	160.8	207.8	239.0	212.2	178.7	167.5	165.3
80°	1248.8	822.1	138.5	120.6	127.3	174.2	210.0	189.9	154.1	140.7	138.5
82.5°	489.2	268.1	96.1	89.4	93.8	131.8	176.5	165.3	129.6	118.4	111.7
85°	80.4	91.6	62.5	60.3	60.3	93.8	134.0	127.3	87.1	76.0	67.0
87.5°	22.3	42.4	24.6	22.3	22.3	40.2	73.7	58.1	35.7	29.0	26.8
90°	0.0	0.0	0.0	0.0	0.0	0.0	0.0	0.0	0.0	0.0	0.0

(END OF REPORT)